

MAG200 Instructions

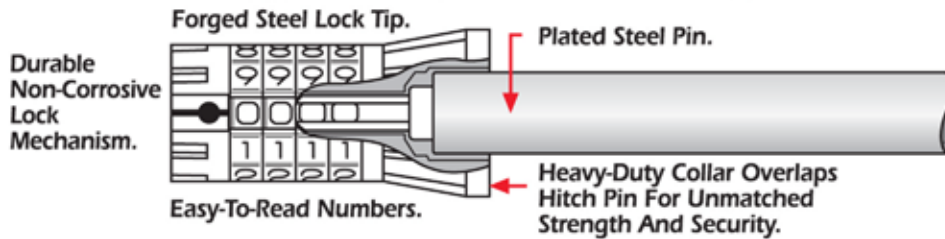


Patent #5,540,065

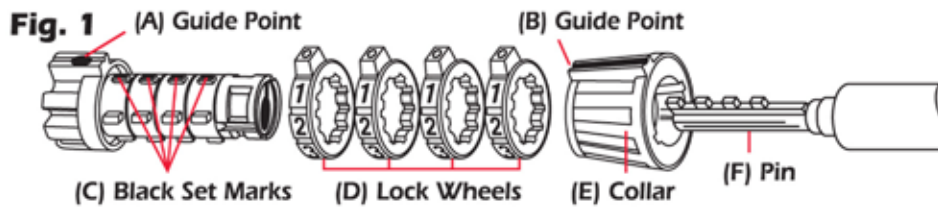
MODEL #
MAG200

RESETTABLE COMBO RECEIVER LOCK

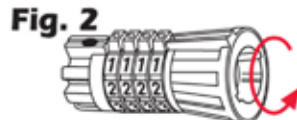
Rugged Tamper Proof Design



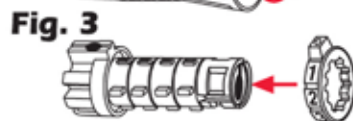
Set Your Own Combination In Seconds




1. The Wyers Resettable Combination Lock is preset at 0-0-0-1. It takes only 3 steps to set your own combination. Select a 4 digit number that has special meaning to you - birthday, address, or part of your phone number.



2. To set your own combination, simply pull out pin (F) and turn collar (E) one digit counter clockwise then pull it out.



3. Slide all 4 Lock Wheels off (D). All Black Set Marks (C) should be in a straight line with Guide Point (A). Slide on one Lock Wheel (D) at a time, lining up your selected number with the respective Black Set Marks (C) in the same direction. Do not reverse. Continue until all four Lock Wheels (D) are lined up showing your new combination.



4. Example combination of 0, 1, 2, 3.



5. Reinstall Collar (E) and turn clockwise one digit to line up Guide Points A and B.

■ **UNLIMITED 2 YEAR WARRANTY**

TRIMAX™ IS A DIVISION OF: **WYERS™**
Products Group, Inc.

P.O. Box 4161 • Englewood, CO 80155-4161
See our complete line: www.trimaxlocks.com

Manufactured to exclusive **TRIMAX™** specifications in China.

©2013 Wyers Products Group, Inc.

UPC
7-97824-10002-2