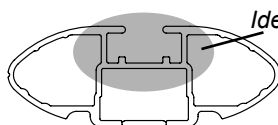


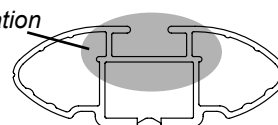


# DK294 Rhino-Rack VA, Aero, Euro & HD crossbar instruction

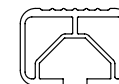
## IDENTIFICATION CHART



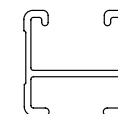
VA crossbar



AERO crossbar



EURO crossbar



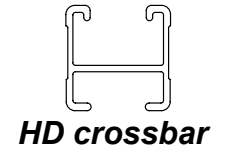
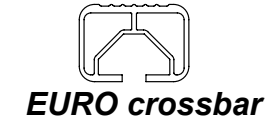

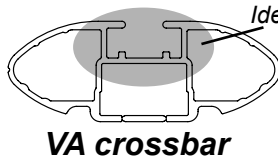
HD crossbar

Vehicle	Date	Crossbar	FRONT CROSSBAR					REAR CROSSBAR						
			Front Right Pad/ Clamp	Front Left Pad/ Clamp	Measurement strip length per side	Measurement strip length per side	Measurement Distance ( x )	Foot plate arrow direction	Rear Right Pad/ Clamp	Rear Left Pad/ Clamp	Measurement strip length per side	Measurement strip length per side	Measurement Distance ( x )	Foot plate arrow direction
Ford Ranger PX Double Cab	2011-	1375mm			133mm	78mm	1029mm	OUT			122mm	67mm	1007mm	OUT
			M367 SUB0146											
Ford Ranger PX Double Cab (single FRONT bar)	2011-	1375mm	Arrow FORWARD						N/A					
			M367 SUB0146					N/A						
Ford Ranger PX Double Cab (single REAR bar)	2011-	N/A	N/A		N/A	N/A	N/A	N/A	M367 SUB0145		122mm	67mm	1007mm	OUT
			Arrow FORWARD						N/A					
Mazda BT50 Dual Cab	2011-	1375mm	M367 SUB0146		133mm	78mm	1029mm	OUT	M367 SUB0145		122mm	67mm	1007mm	OUT
			Arrow FORWARD											
Mazda BT50 Dual Cab (single FRONT bar)	2011-	1375mm	M367 SUB0146		133mm	78mm	1029mm	OUT	N/A		N/A	N/A	N/A	N/A
			Arrow FORWARD											



# DK294 Rhino-Rack VA, Aero, Euro & HD crossbar instruction

## IDENTIFICATION CHART



Vehicle	Date	Crossbar	FRONT CROSSBAR					REAR CROSSBAR					
			Front Right Pad/ Clamp	Front Left Pad/ Clamp	Measurement strip length per side	Measurement strip length per side	Measurement Distance ( x )	Foot plate arrow direction	Rear Right Pad/ Clamp	Rear Left Pad/ Clamp	Measurement strip length per side	Measurement strip length per side	Measurement Distance ( x )
Mazda BT50 Dual Cab (single REAR bar)	2011-		N/A	N/A	N/A	N/A	N/A	N/A	M367 SUB0145	122mm	67mm	1007mm	OUT
			N/A						Arrow FORWARD				



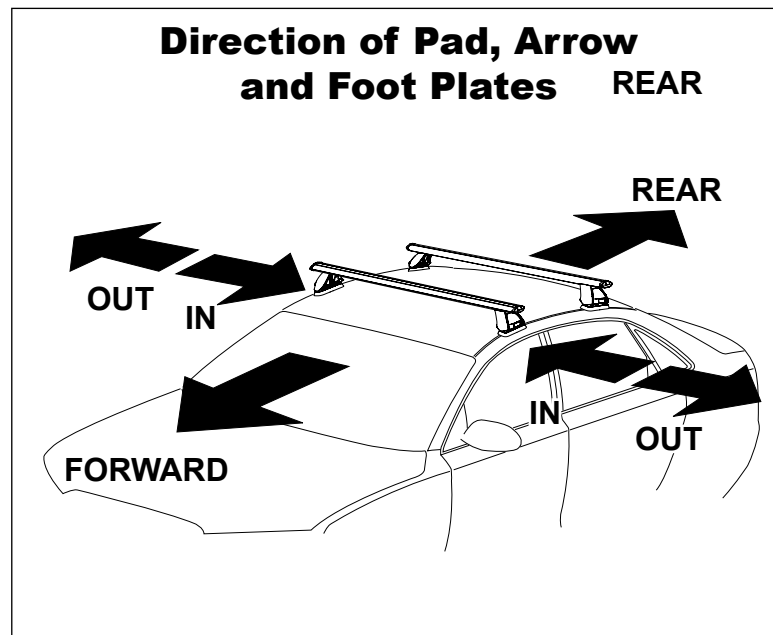
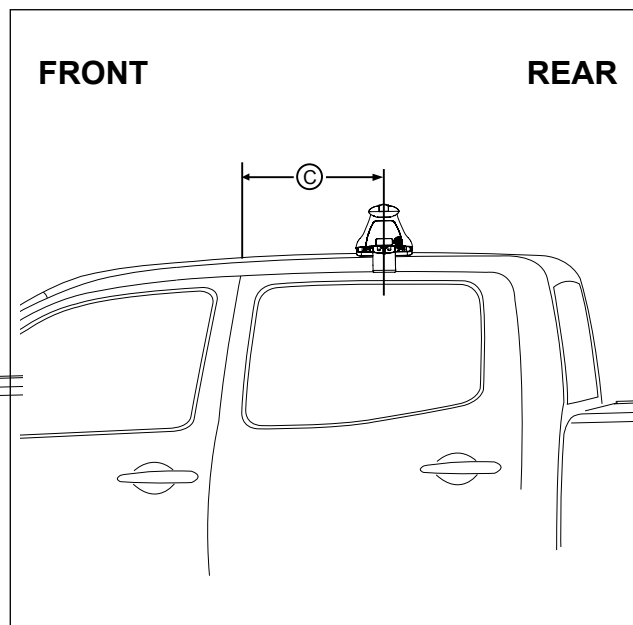
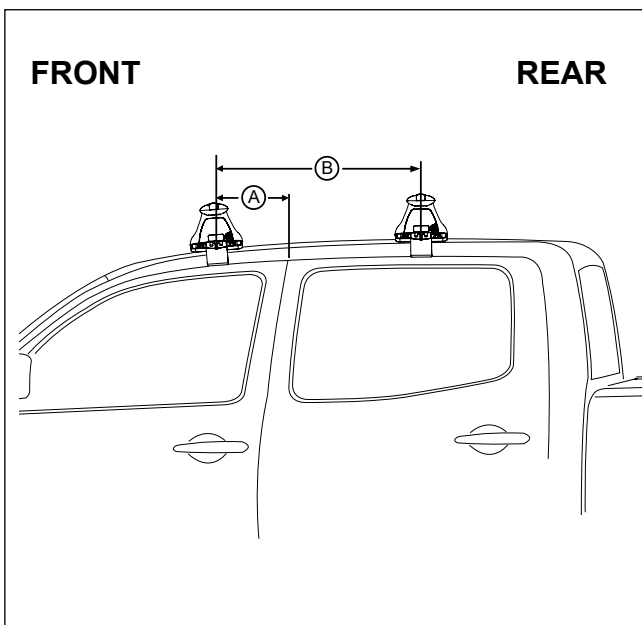
# DK294 Rhino-Rack VA, Aero, Euro & HD crossbar instruction

**Measurement A:** CENTRE of door jamb to CENTRE arrow of leg foot plate.

**Measurement B:** CENTRE of Front leg foot plate arrow to CENTRE of Rear leg foot plate arrow.

**Carrying capacity:** Roof rack is rated to 75kg. Please refer to manufacturers handbook for your vehicles maximum roof load capacity. Always use the lower of the two figures.

If your vehicle is not listed on this fitting instruction please refer to your countries Rhino-Rack web site for the latest information.



VEHICLE	Date	Measurement A	Measurement B	Measurement C	Load Rating (includes racks 5kg/ 11lbs)
Ford Ranger PX Double Cab	2011-	200mm / 7,7/8"	800mm / 31,1/2"	N/A	75kg / 165lbs
Ford Ranger PX Double Cab (single FRONT bar)	2011-	200mm / 7,7/8"	N/A	N/A	35kg / 77lbs
Ford Ranger PX Double Cab (single REAR bar)	2011-	N/A	N/A	600mm / 23,5/8"	35kg / 77lbs
Mazda BT50 Dual Cab	2011-	200mm / 7,7/8"	800mm / 31,1/2"	N/A	75kg / 165lbs
Mazda BT50 Dual Cab (single FRONT bar)	2011-	200mm / 7,7/8"	N/A	N/A	35kg / 77lbs
Mazda BT50 Dual Cab (single REAR bar)	2011-	N/A	N/A	600mm / 23,5/8"	35kg / 77lbs